



# COCKWELLS

## DUCHY 35

With interior and exterior cockpits providing spacious accommodation for ten day guests or a luxurious weekend berth for two, the Duchy 35 is the perfect cruising yacht. What's more, we can customise it to your exact specifications with a single or twin cabin layout and any number of optional extras.

Recline on the waterproof upholstery to dry off in style, absorb the light from the sunroof and take in panoramic views from all-round windows. Take a hot shower. Select the twin cabin option for an upstairs galley and two double berths below. Add bespoke joinery and leather seating. Sip something chilled from the fridge whilst listening to your favourite tunes on the Fusion marine stereo. Prepare a gourmet supper using the sink and hob, and dine beneath the stars. The possibilities of life aboard a Duchy 35 that is uniquely yours are endless.

Built in low-maintenance composites, the seaworthy Duchy 35 can be moored easily and safely with her higher bulwarks. A side door beside the helm provides easy access to the foredeck and a single touchscreen display offers uncomplicated control of all on-board electronics.

COCKWELLS | +44 (0)1326 377 366 | [DUCHY@COCKWELLS.CO.UK](mailto:DUCHY@COCKWELLS.CO.UK) | [WWW.COCKWELLS.CO.UK](http://WWW.COCKWELLS.CO.UK)



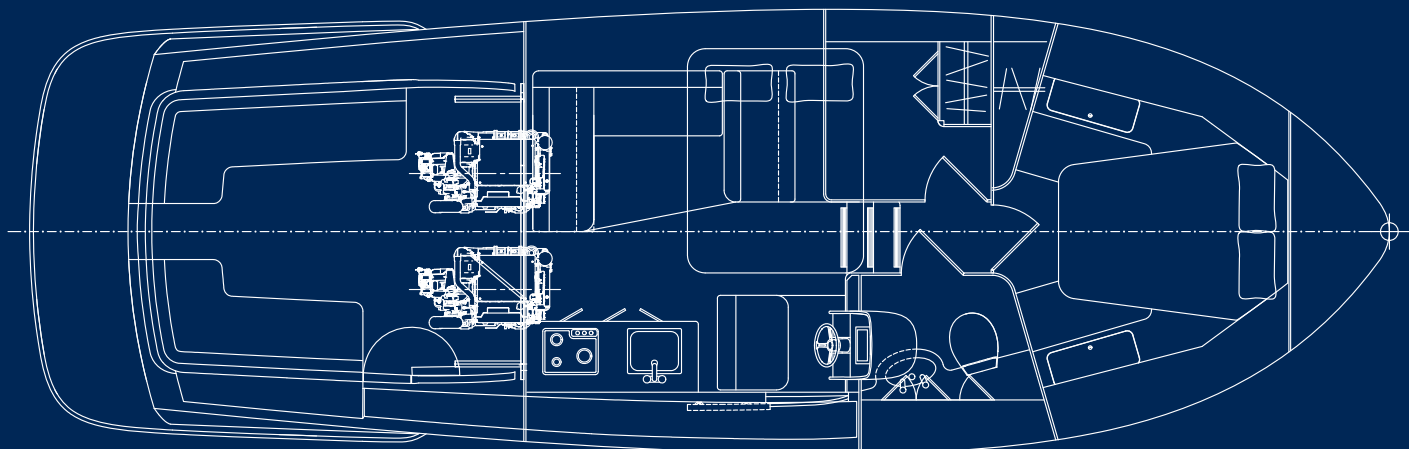
# Duchy 35



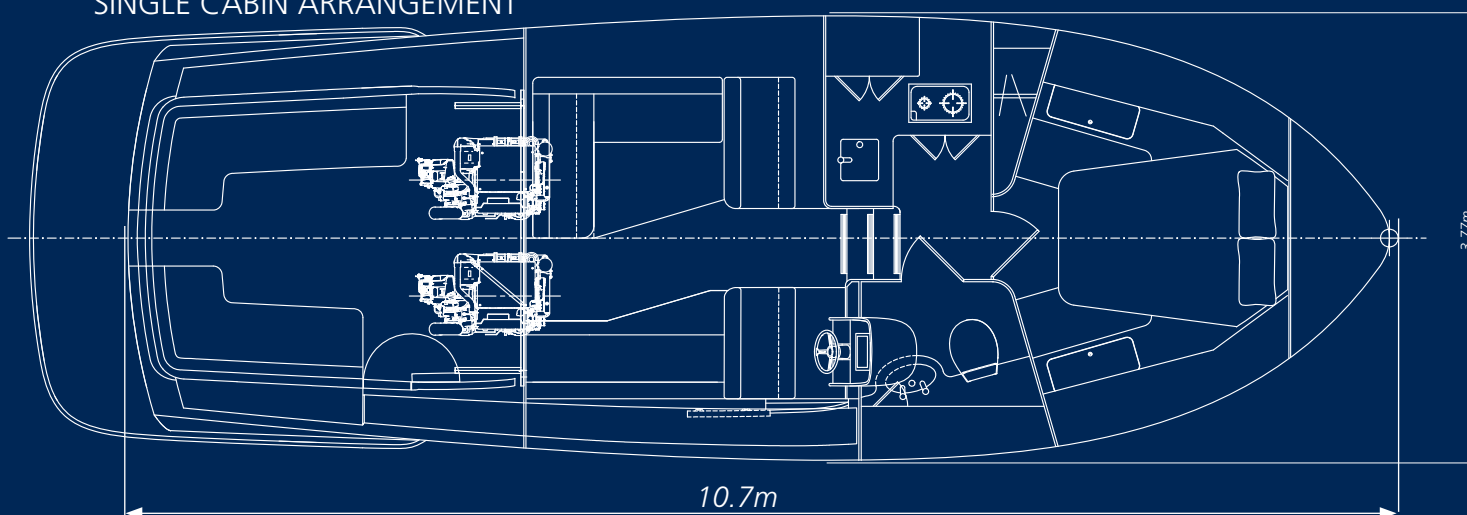
THE DUCHY 35



## TWIN CABIN ARRANGEMENT



## SINGLE CABIN ARRANGEMENT



## PRINCIPAL DIMENSIONS

LOA	11.48m / 38ft	AIR DRAUGHT	2.65m / 8ft 8in
LWL	10.08m / 33ft	DISPLACEMENT	8.75 tonnes
BEAM	3.77m / 12ft 6in	FUEL CAPACITY	600 litres (1000 litres optional upgrade)
DRAUGHT	0.89m / 2ft 9in	ENGINE	Twin 270 hp Nanni T4

## STANDARD SPECIFICATION INCLUDES

Enclosed heads compartment with wash basin, electric toilet and shower with standing headroom  
 Hot and cold running water to the galley and the heads  
 Low-maintenance GRP hull and deck  
 Spacious saloon and cockpit with waterproof upholstery  
 Teak side decks, bathing platform and cockpit sole  
 Electric windlass, a 20kg galvanised anchor and 100ft of chain  
 One manual and two automatic electric bilge pumps  
 A touchscreen Raymarine display with speed, depth, GPS chart plotter and control of all electronic components  
 Galley includes two-burner gas cooker with fridge and stainless steel sink  
 Walk-through gate to the bathing platform with swimming ladder  
 All stainless steel fittings including flagpole, cleats, bollard, fender eyes, fairleads, safety rails, handrails, bow fitting with double roller, twin horn  
 Oak interior joinery  
 Four USB charging sockets in the saloon

## OPTIONAL EXTRAS

Bowthruster  
 Electric sunroof  
 Bespoke electronics  
 Generator  
 Stabiliser  
 Cockpit cover (tonneau)  
 Custom crockery / china  
 Whale twist deck shower  
 Underwater epoxy coating  
 Fusion marine stereo and speakers  
 Larger or smaller engine options  
 Bespoke joinery  
 Leather seating  
 Microwave and induction hob  
 Cockpit bed  
 ... and many more



# DUCHY MOTOR LAUNCHES

## Duchy 35

Do you own a waterside home and enjoy relaxing on the water with family and friends? Do you seek the polished styling and relaxed handling of a custom build without the high-end price tag? Then look no further than the Duchy 35.

Classically designed, handcrafted, semi-production vessels, Duchy Motor Launches are created by skilled craftsmen who combine the traditions of the shipwright with modern luxury, technology and performance.

Built from low-maintenance composites, you customise the interior to create something that is distinctly yours; tailored to meet your precise requirements. From custom-made stainless steel fittings, the choice of timber for the interior joinery and upholstery fabric to custom crockery and powering options, we ensure that your Duchy is exactly what you want it to be – a classic yacht for a modern world that chimes perfectly with your way of life. You also join a discerning group of Duchy owners and become part of the Cockwells family.





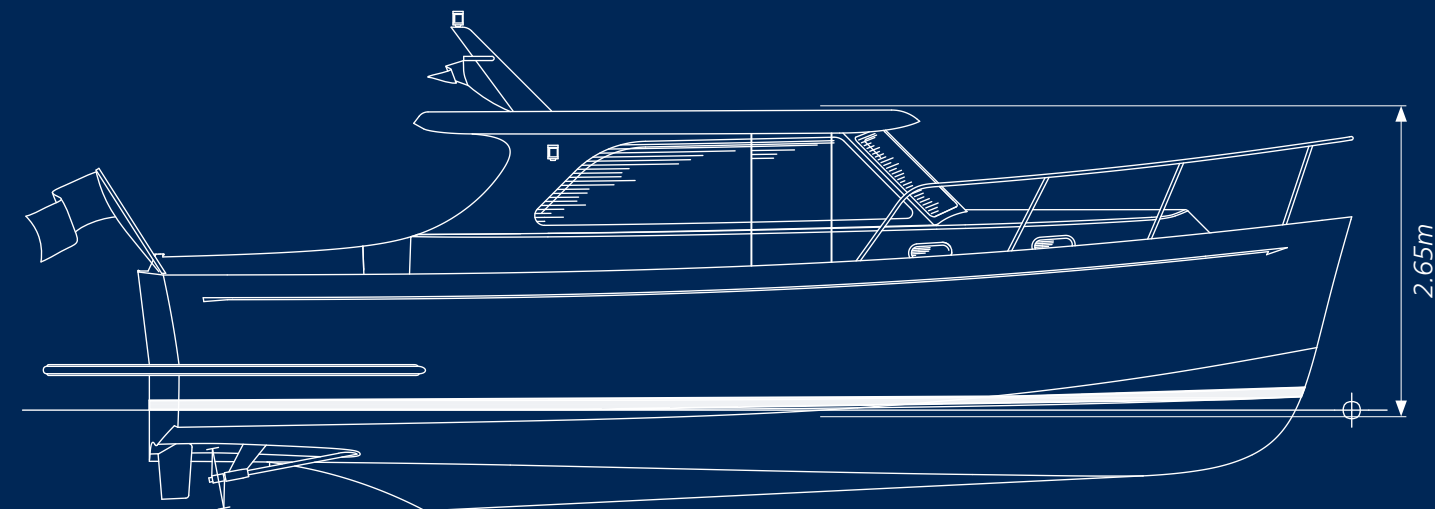
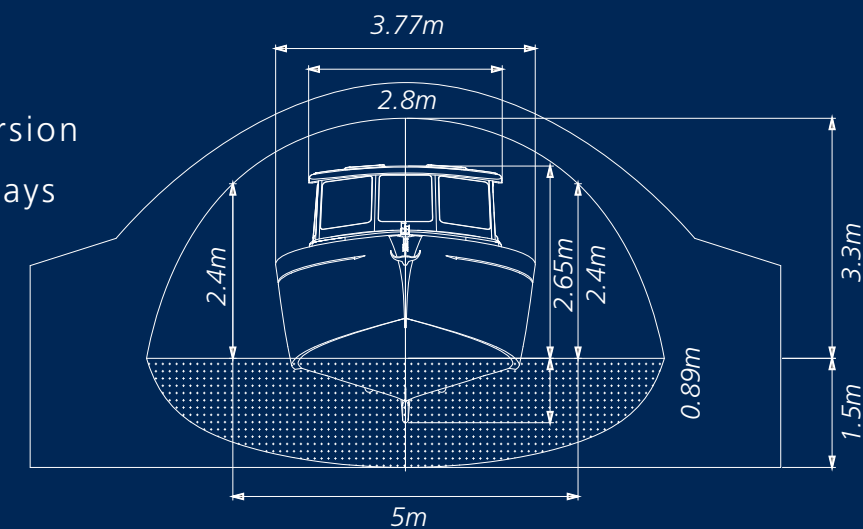
## Duchy 35

Also available in single screw version

Ideal for Europe's inland waterways

## Canal du Midi

Capestang & Colombiers bridges





## DUCHY 35 - ALTERNATIVE LAYOUTS

Flexibility is the watchword of our award-winning Duchy 35.

We can not only customise the interior detailing to reflect your taste and way of life – we can also adapt the design to match your maritime environment.

Whether you prefer a white-hulled or flybridge version for cruising in the Mediterranean, or the option we have specifically created for rockier, inland waters, the choice is yours.

Imagine reclining in style on a sunpad on the foredeck in the South of France, retreating to the coolness of the air-conditioned saloon, enjoying the shade cast by a Bimini, diving into azure blue waters from the easy-access bathing platform or sliding up the swimming ladder to dry off on board.

Appreciate the additional space offered by the flybridge option with its further seating for three that converts into sunbeds, a folding Bimini, the exquisite craftsmanship and convenience of a table that slides out from beneath the helm console, and storage for your tender.

Enhance already excellent seakeeping and manoeuvrability with an aft windlass for bow-to mooring, a pulpit with gate and a bow passarelle or ladder for Scandinavian shores.

Whatever your needs and wherever you sail, the Duchy 35 is the ultimate choice.

COCKWELLS | +44 (0)1326 377 366 | [INFO@COCKWELLS.CO.UK](mailto:INFO@COCKWELLS.CO.UK) | [WWW.COCKWELLS.CO.UK](http://WWW.COCKWELLS.CO.UK)

