




HARDY

HARDY 50Ds

RUGGED DESIGN

OUTSTANDING
PERFORMANCE



COCKWELLS




HARDY

HARDY 50Ds

RUGGED DESIGN

OUTSTANDING
PERFORMANCE

Introducing the all new Hardy 50DS – the ultimate sea-going yacht for spirited adventures with family and friends.

This striking explorer vessel combines the practicality and performance of a rugged, go-anywhere cruiser with contemporary finishes, fittings and internal styling.

With its optional expansive flybridge and twin helm positions, three comfortable cabins, a spacious deck saloon and fully equipped galley, the Hardy 50DS incorporates the very latest technology with all the comforts of a home from home.

Following our acquisition of Hardy Marine in 2020, Cockwells is proud to continue to build on Hardy's original, well-loved and respected designs, redefining them for the modern cruiser.

All our Hardy models are designed to create the definitive craft for maritime adventures with outstanding seakeeping capabilities - ready to take on whatever kind of voyage you choose.



DESIGN

Using the same well-proven hull as the original Hardy 50, this striking Category A sea-going explorer yacht is designed to be a more compact version of the highly impressive Hardy 65DS.


Thanks to its seaworthy semi-displacement hull (designed by eminent naval architect, Andrew Wolstenholme), the Hardy 50DS can carve through rough seas with ease, demonstrating the

outstanding performance for which Hardy vessels are widely renowned.

Twin 725hp Volvo D11 shaft drives power the vessel, enabling it to reach speeds of up to 26 knots. The addition of bow and stern thrusters provides fingertip control for experienced captain or novice boat handler alike. The optional addition of a Seakeeper

provides this ocean-going craft with even more stability and comfort when at anchor.

As well as being a fast cruiser with the ability to push through heavy seas, the versatile Hardy 50DS is equally happy travelling at displacement speed, offering efficient fuel economy for long-range cruising.





//

The boats in the Hardy range are intended for serious cruising. As well as having an inviting interior, the boats must have hulls with excellent seakeeping characteristics and a comfortable motion. To that end, the 50DS uses a modified semi-displacement hull, the same hull as the well proven 50 and an evolution of the earlier Hardy 42, which received the ultimate accolade of being chosen by the RNLI for crew training. These round bilge hulls are capable of speeds of up to 25-30 knots but crucially, also handle well and run efficiently at low and intermediate speeds. The fine bow cuts through the waves and has lower vertical accelerations, allowing speed to be maintained in rough conditions with an acceptable motion for the crew. With an optimum cruising speed of around 15-22 knots, the semi-displacement hull is perfectly matched to most skippers' needs.

//

Andrew Wolstenholme, Naval Architect

HELM AND EXTERIOR

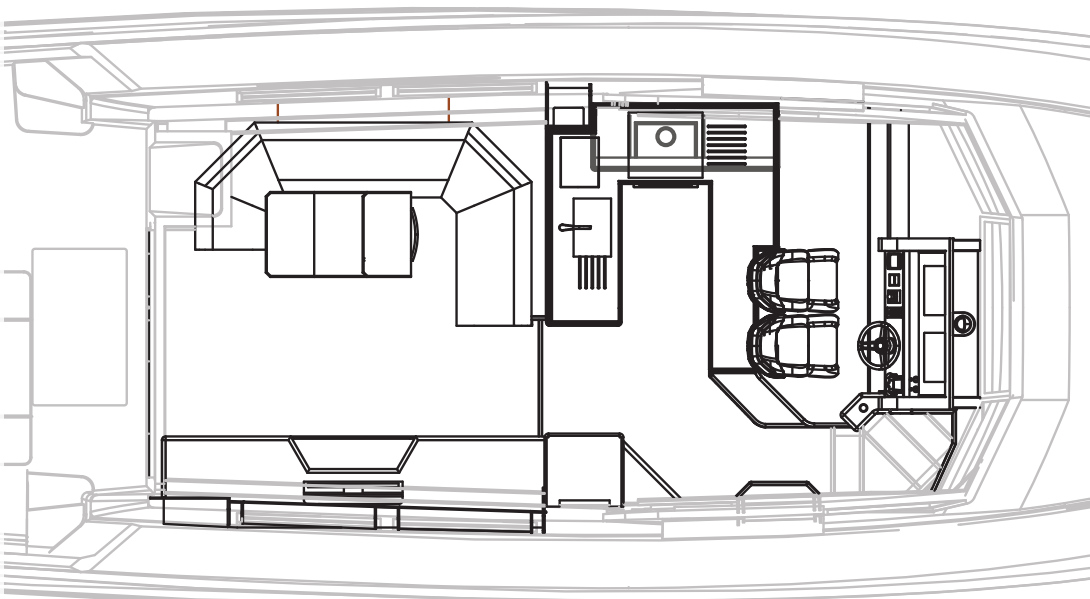



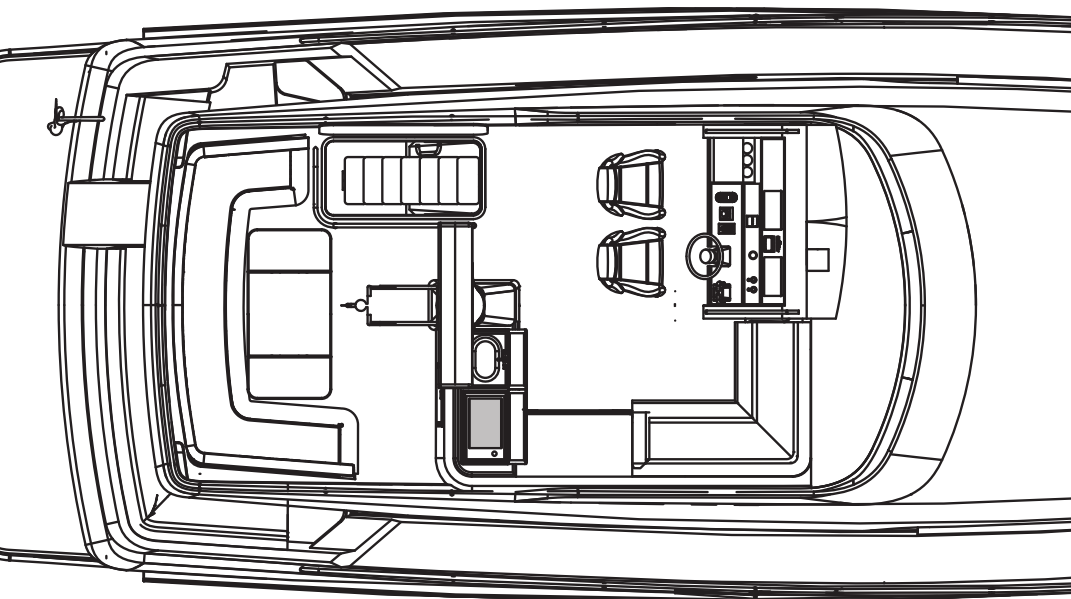
At the centre of your Hardy 50DS, you will find your wheelhouse and helm station, where you can control everything on your boat with the simple touch of the screen.

The Hardy 50DS uses the same Empirbus digital switching system that is utilised throughout the entire Cockwells range. The software is coded and managed in-house, and has been thoroughly tried and tested. It enables you to digitally manage all aspects of your vessel, such as the lighting, heating and windshield wipers, and controls all systems on board – even deploying the anchor!

No matter where in the world you find yourself, this system will continue to keep you updated and communicate useful data to you, such as your battery condition, bilge and tank levels, and even when shore power has been disconnected. It also allows the team at Cockwells to monitor your vessel remotely, if you so choose.

Two large screens sit at the helm positions of the vessel, with totally customisable viewing options. Our After Sales team will help you to set up your boat to meet your exact requirements and offer ongoing advice.





A popular option on the Hardy 50DS is the incorporation of a spacious flybridge, complete with an exterior helm (which mirrors the main helm), an outdoor galley and an abundance of seating for dining al fresco and entertaining with a view.

The flybridge galley features an induction hob, mini refrigerator and comfortable seating, which surrounds an elegant table crafted from the material of your choosing - be it beautiful teak or practical composite - while the helm offers comfortable seating for two, enabling you to pilot your boat in the open air.

Making your way down the stairs, you reach the aft deck. This large, protected cockpit provides another location in which to socialise and imbibe, taking in the sights and sounds of your anchorage or marina while being sheltered from the elements.

Below the deck is an enormous lazarette, perfect for stowing all sorts of water toys such as paddleboards and wakeboards, as well as bikes, outboard motors and ship's stores. A full beam bathing platform with a telescopic swim ladder allows easy access to the water, and your tender can be neatly

stowed using a variety of different systems for straightforward launching. A high-low bathing platform is also available as an option.

Stainless steel handrails and numerous grab handles surround the boat, ensuring that the walkaround side decks are safe for all to move around freely. Plush seating pads can be affixed to the foredeck for relaxing in style as you cruise through the water.





INTERIOR

The expansive interior aboard the Hardy 50DS perfectly complements the rugged exterior of the vessel with its contemporary style and light, airy feel.

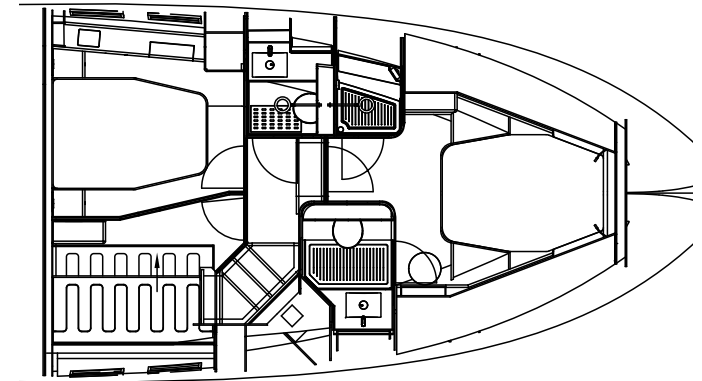
Just behind the wheelhouse helm is the large galley, which is fully equipped with Corian®

countertops, an electric oven, induction hob, refrigerator/freezer and an optional full set of custom-made Hardy glassware and crockery. The spacious, carpeted saloon can seat up to six guests for dining or can act as a living space for relaxing at anchor.



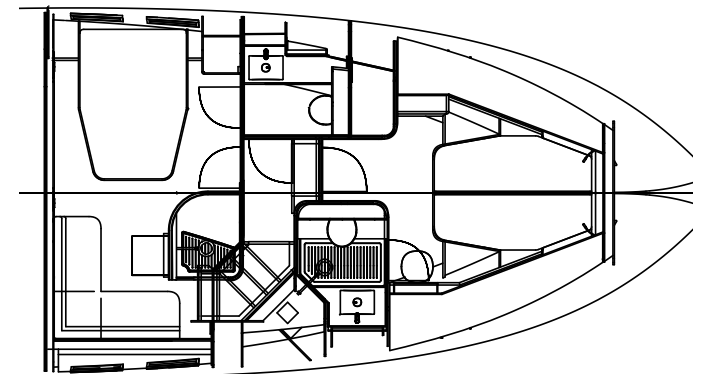



Two more cabins and shared heads and shower complete the lower deck, providing ample accommodation for children or your guests, complete with modern overhead lighting and plenty of storage for multi-day adventures.



Travelling down below, past the convenient washer/dryer, you reach the luxurious owner's stateroom with plenty of storage and hanging space. With a full double bed measuring 1.6m by 2m, sumptuous mattress, separate en-suite heads and shower room plus a built-in vanity unit, this truly is

the perfect place to rest your head after an exhilarating day of long-distance cruising.



The Hardy 50DS is also available in a two-cabin arrangement, which incorporates a full beam owner's stateroom and second stateroom in the bow, both with ensuite heads facilities.

SPECIFICATIONS

Length overall	15.8m	Fuel capacity	2500L	Engines	Twin 725hp Volvo D11 shaft drive diesel
Length hull	14.8m	Maximum speed	26 knots	Berths	Up to six in three cabins
Beam	4.9m	Displacement speed	7.5 knots	RCD category	A
Draft	1.4m	Range at 26 knots	340 nautical miles		
Air draft mast up	6m	Range at 7.5 knots	900 nautical miles		
Air draft mast down	3.8m	Water capacity	735L		
Dry weight	25.7T	Black water capacity	600L		





NEXT STEPS


When you commission a Hardy from Cockwells, we work with you at every step of the way to create an exceptional vessel of outstanding performance, adventure-ready design and relaxed handling that resonates with your lifestyle. Whatever your unique specifications, we will design and build your vessel to your precise requirements and our exacting standards without compromise.

BOOK YOUR DESIGN CONSULTATION TODAY

Email Cockwells at sales@cockwells.co.uk to book a call with our client consultants to start making your Hardy dream a reality.




HARDY


COCKWELLS

Mylor Creek Boatyard
Mylor Bridge
Falmouth TR11 5NS
UK

+44 (0)1326 377 366
sales@cockwells.co.uk

www.cockwells.co.uk